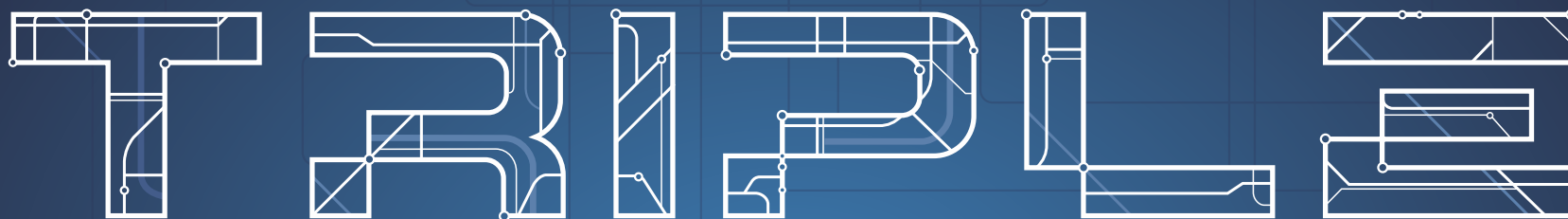


- 90% DOD
- 99% Faradic charge efficiency
- Cycle life > 6000 times

- IP55 protection level
- Safety & Reliability
- Small occupied area

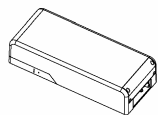
- Floor or wall mounting
- Safety protection by both software and hardware



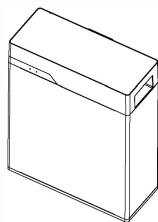
POWER



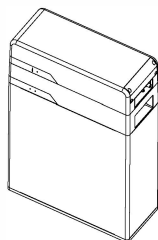
# TRIPLE POWER



**Master Box**  
MC0500  
461\*189\*105mm



**Battery Module**  
T45(HV10045)/T63(HV10063)  
464\*193\*588mm



**Master Box +  
Battery module(s)**  
464\*193\*693mm

## T-BAT SYS-HV Configuration List

System	Master Box	Battery Module	Voltage (V)
4.5kWh	1	T45*1	85-118
9.0kWh	1	T45*2	170-236
13.5kWh	1	T45*3	255-354
18.0kWh	1	T45*4	340-472
6.3kWh	1	T63*1	85-118
12.6kWh	1	T63*2	170-236
18.9kWh	1	T63*3	255-354
25.2kWh	1	T63*4	340-472

*\*The Triple power contains Master BMS Box. Up to 4 batteries can be connected for a total of 26kWh. Not acceptable to use two kinds of modules mixed.*

	MASTER BOX	T45	T63
Nominal Voltage(Vdc)	/	100.8	100.8
Operating Voltage(Vdc):	70-500	85-118	85-118
Nominal Capacity(kWh):	/	4.5	6.3
Max. charge/discharge Current(A) :	30	30	30
Recommend Charge/Discharge Current (A):	25	25	25
Standard Power(kW)	/	2.5	2.5
Maximum Power(kW)	/	3	3
Dimension (mm)	461*189*105	464*193*588	464*193*588
Weight (kg)	5.7	56.6	67.5
Faradic Charge Efficiency(25°C/77°F) (%)		99	
Battery Roundtrip Efficiency(C/3,25°C/77°F) (%)		95	
Cycle life(90% DOD,25°C/77°F)		6000	
Available Temperature Range (°C)		0--45	
Optimal Operating Temperature (°C)		15--30	
Ingress Protection		IP55	
Scalability		Up to 4 modules(HV10045/10063)	
Warranty(year)		5-10 (optional)	
	T-BAT system safety	EMC, FCC, MSDS, IEC 62619, UL 1973	
	Battery cell safety	UL 1642	
Certifications	UN number	UN 3480	
	Hazardous materials classification	Class 9	
	UN transportation testing requirements	UN 38.3	